

SMART LITHIUM ION SERIES

SLi-300 - 14 VDC Single Voltage Block

The SLi-300 is a Light Weight Lithium Block designed for 14 volt camera and LED panel applications. When an on-board battery cannot provide the power or the run times needed for your camera or light, the SLi-300 is a perfect solution. At 9 lbs the SLi-300 can be hung on a light stand or worn over the shoulder. Combined with the unique ABA and V-lock battery eliminator plates, the SLi-300 takes all the weight off the back of the light panel and/or the camera. The SLi-300 can run most LED panels and cameras for over two hours continuously. Using the same advanced electronic technology found in other SLi products, the SLi-300 is modular and can easily transported avoiding excessive transportation fees, costs, and complexities.

**Fully Assembled (Battery Cartridges Installed)
The SLi-300 Must Be Shipped as Hazardous
Material By Qualified Shipping Company**

See reverse side for transportation rules.

SLi-300 Features

1 Voltage Output:

Range is 12.5 vdc to 17.25 vdc.

Volts	Connector Type
12.5V ~ 17.25V	4-Pin XLR, (Pin 1 Gnd, Pin 4 Bat +)

2 ON/Off Enable:

Switch **MUST** be turned **ON** first to enable the output power.

3 ON - Push to Turn On:

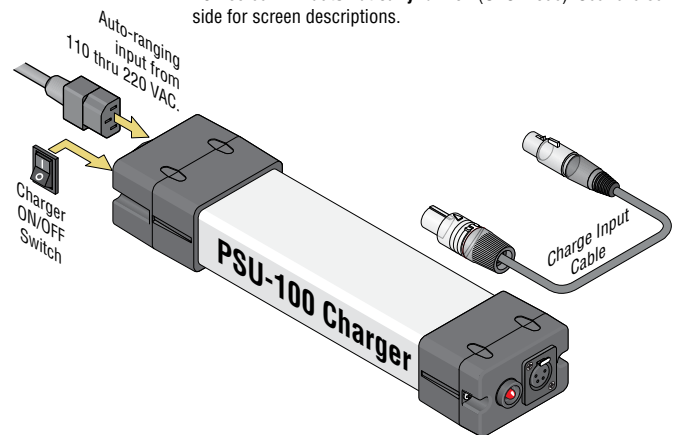
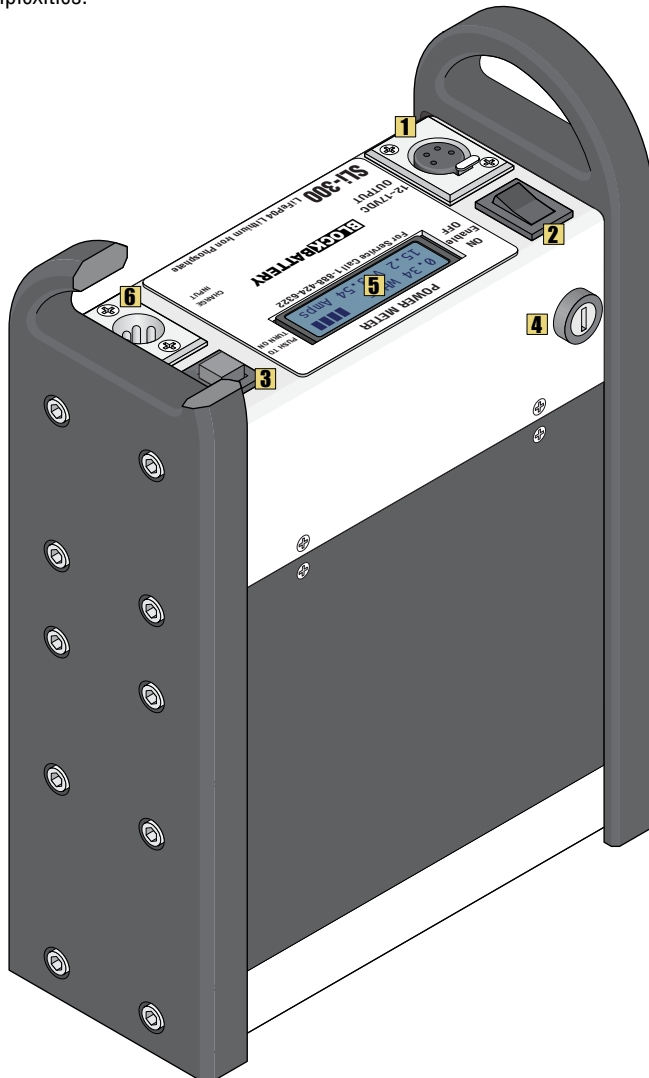
Momentary switch to engage output connector. LCD will light up when output is turned on and battery is **not empty**. If the LCD Display **does not** turn on when the "ON/OFF Enable Switch" is ON and the "Push to Turn On" switch is depressed, then the battery is **empty**. Start the charging procedure.

4 Output Fuse - 15 Amp:

12V~17.25V Fused at 15 amps. Maximum recommended continuous current draw is 12 amps.

5 Power Meter: The Active Discharge screen displays critical output information about the power supplied from the Block Battery. **Note:** Leaving the Block turned on while not in use will discharge the Block. It is best to **turn off** the "ON/OFF Enable" switch when not in use. See reverse side for screen descriptions.

6 Charge Input: Full charge from empty block in approx. 3 hrs. Use **ONLY** the PSU-100 Charger from Block Battery. The block can be charged and continue to power the connected device if desired. When the charger is connected to the block, the Charge LCD screen will **automatically** turn on (UPS Mode). See reverse side for screen descriptions.



LED is "RED" when charging and "GREEN" when finished charging.

SLi-300 Specifications

SLi-300 Dimensions:

11" (27.94cm) Height x 7.625" (19.3CM) Width x 3.5" (8.89 cm) Depth

SLi-300 Weight:

9 lbs (4.08kg)

Temperature Recommendations:

Discharge Temperatures -20°C to 50°C (-4°F to 122°F)

Charge Temperatures 0°C to 50°C (32°F to 122°F)

AmpHours:

17AHrs @ 12.5-17.25V

WattHours: 280WHrs

SLi-300 Storage

Short Term SLi-300 Storage (Up to 1 Week):

- 5°C to 25°C (41°F to 77°F)
- OK to leave on charger
- After depleting an SLi-300 Battery, it is best to get the battery on a charger within a week.

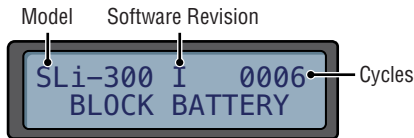
Long Term SLi-300 Storage (More than 1 Week):

- 5°C to 25°C (41°F to 77°F)
- Fully charge battery
- No output device connected
- Do not leave charger connected
- Recharge every 3 months

For technical support call:

1-888-424-6322

Screen Display Descriptions

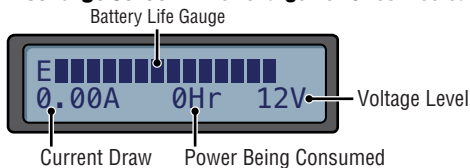


Sign On Screen: The Sign on screen displays the Software version and the number of recharge cycles on a block each time a block is initialized.

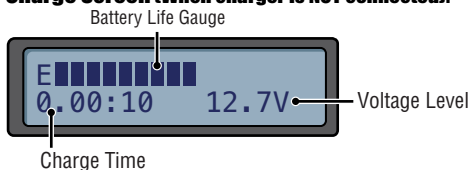


Balancing Output Screen: When a block is removed fresh off a charger and turned on immediately, a balancing output message might appear on the LCD screen. The SLi Series automatically balances the internal cells each time a charge is complete. This message is only displayed if the block is turned on immediately and is typically on for less than 2 minutes. It is best **not** to connect a block to a camera when this message is displayed.

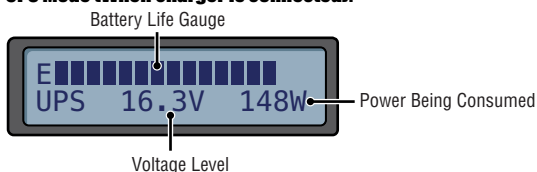
Discharge Screen (When charger is NOT connected):



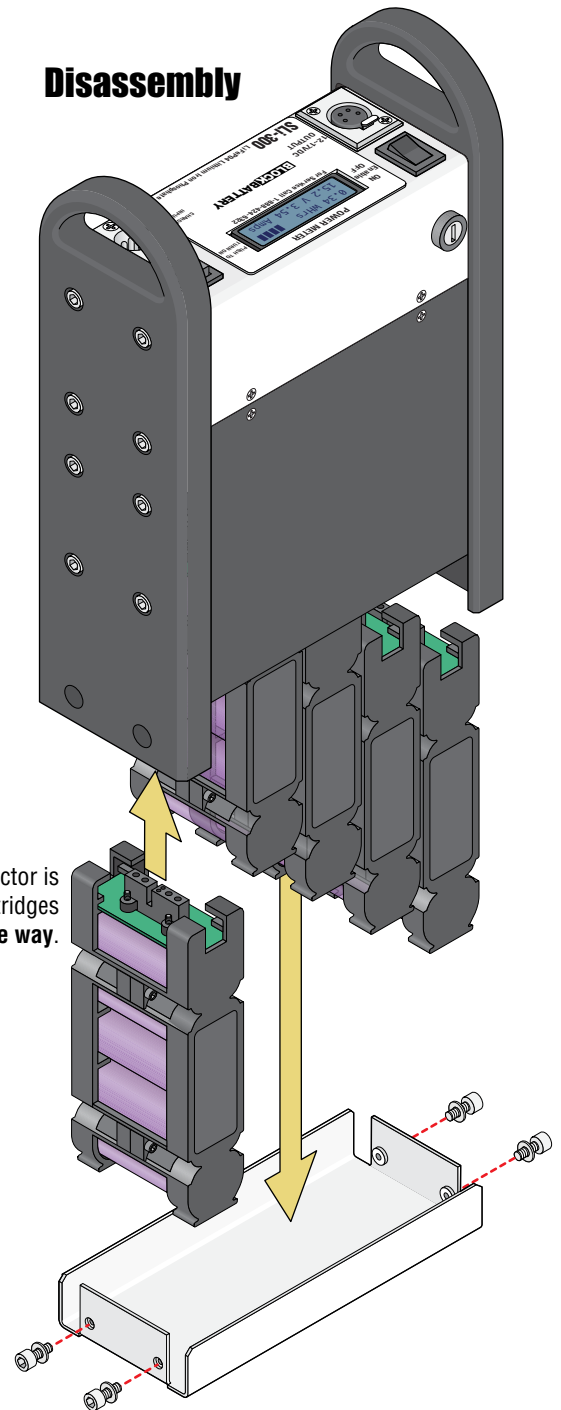
Charge Screen (When charger is NOT connected):



UPS Mode (When charger is connected):



Disassembly



SLi-300 Transportation Guidelines

The SLi Series is a Lithium Ion Block. While we have designed the SLi Series blocks to make it as easy as possible to ship and service the block, we are still restricted to one of **three** types of transportation.

1. A completely assembled SLi-300 is 280WHrs and as such, if you wish to ship a completely assembled block, it must be shipped via an authorized Class 9 Dangerous goods shipper **GROUND SHIPPING ONLY**.
2. The cells in the SLi are easily removed. By removing the four bottom screws, the bottom of the SLi can slide off. The internal cartridges can be simply unplugged for shipping. If you would like to ship the system **GROUND** without shipping as Class 9 Dangerous Goods. Simply ship all 5- 55 WHr cartridges disconnected and individually wrapped in one box (consult the shipper for proper labeling) and the housing in a separate box.
3. **Air Shipments.** It is possible to ship the SLi-300 using air cargo shipments. Each cartridge is only 55 WHrs @ 3.2v and will need to be discharged to 30% state of charge prior to packing. Remove all cartridges from the battery case and ship them in the same box as the battery case. Be sure to use the proper packaging and labeling for the carrier selected (ie. UN3481 labels).

BLOCK BATTERY