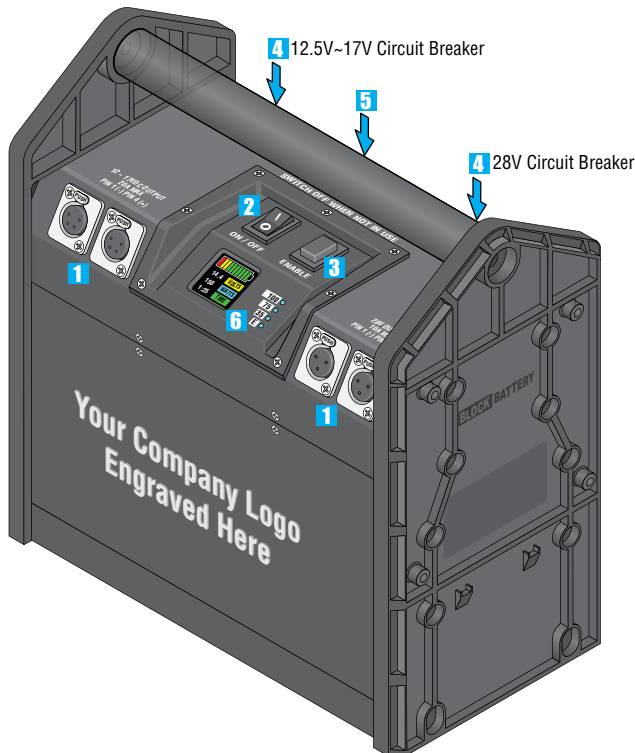


SMART LITHIUM ION SERIES**THE Artisan - 16 and 28VDC Dual Voltage Block**

The Artisan Block is the newest modular Dual Voltage Lithium battery by Block Battery. Designed, manufactured, serviced, and **customized** in America's Midwest. Powder coated aluminum top cover with **engraved legends** for maximum durability. The Artisan also features a new intuitive four color OLED display in addition to a simple four LED Display. The Artisan has a capacity of over 900 WHrs for powering cameras all day. The aluminum side panels can be engraved with **YOUR company logo** to promote owners that take pride in their equipment. The Artisan is available with two new charger options. The **Artisan 4** is a space saving **FOUR** channel sequential fast charger or the **Artisan 1**, a **SINGLE** channel fast charger. Both chargers have a rapid charging mode that can charge an empty block in **3 hours** when desired.



Fully Assembled (Battery Cartridges Installed)
The Artisan Must Be Shipped as Hazardous Material By Qualified Shipping Company

See reverse side for transportation rules.

Artisan Features**1 Voltage Outputs:**

Voltage ranges: Two 12.5v ~ 17v outputs and two 28v outputs.

NOTE: Voltage Outputs can be turned on and used while charging.

Dual Voltages

Volts	Connector Type
28V	3-Pin XLR, Arri Standard (Pin 1 Gnd, Pin 2 Bat +)
12.5V ~ 17 V	4-Pin XLR, (Pin 1 Gnd, Pin 4 Bat +)

2 ON/Off Switch:

Switch **MUST** be turned **ON** first. Color OLED display will light up.

3 Enable Button:

Press button to **engage** all output connectors. Button does **NOT** need to be pressed when **ONLY** charging block.

4 Circuit Breakers:

- 12.5V~17V output limit is **20 amps** Maximum.

Recommended continuous current draw is 12 amps.

- 28V output limit is **10 amps** Maximum.

Recommended continuous current draw is 8 amps.

5 Charger Input:

Use **ONLY** the **Artisan 1** or **Artisan 4** Chargers and cable from Block Battery. The block can be charged and continue to power connected devices if desired. When the charger is connected, the block will automatically charge but OLED display will **NOT** turn on until ON/OFF switch is turned on. See reverse side for chargers descriptions.

6 OLED Display: The screen displays critical information about the Block Battery. **Note:** Leaving the Block turned **on** while not in use will discharge the Block. It is best to **turn off** the "ON/OFF" switch when not in use.

Artisan Specifications**Artisan Dimensions:**

12" (30.4cm) Height x 11.7" (29.7CM) Width x 6.25" (15.8 cm) Depth

Artisan Weight:

25 lbs (11.3 kg)

Temperature Recommendations:

Discharge Temperatures -20°C to 50°C (-4°F to 122°F)

Charge Temperatures 0°C to 50°C (32°F to 122°F)

AmpHours: 57AHrs @ 12.5~17V

WattHours: 910WHrs

Charge Time: 3 Hours for an Empty Battery using Rapid Charge Mode

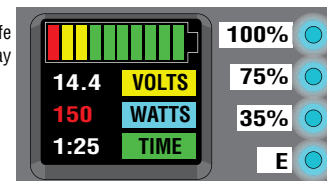
Artisan Storage**Short Term Artisan Storage (Up to 1 Week):**

- 5°C to 25°C (41°F to 77°F)
- OK to leave on charger
- After depleting an Artisan Battery, it is best to get the battery on a charger within a week.

Long Term Artisan Storage (More than 1 Week):

- 5°C to 25°C (41°F to 77°F)
- Fully charge battery
- No output devices connected
- Do not leave charger connected
- Recharge every 3 months

Battery Life
Bar Display

**VOLTS**

Displays raw battery Voltage. Although the block does offer two voltages, regulated 28v and raw 16v, the display will only show the raw battery voltage 12 ~ 17V.

WATTS

Charging Mode – Display shows RED numbers indicating the Power, in watts, being added to the block.

Discharging Mode - Displays WHITE numbers indicating the Power, in watts, being removed from the block.

TIME

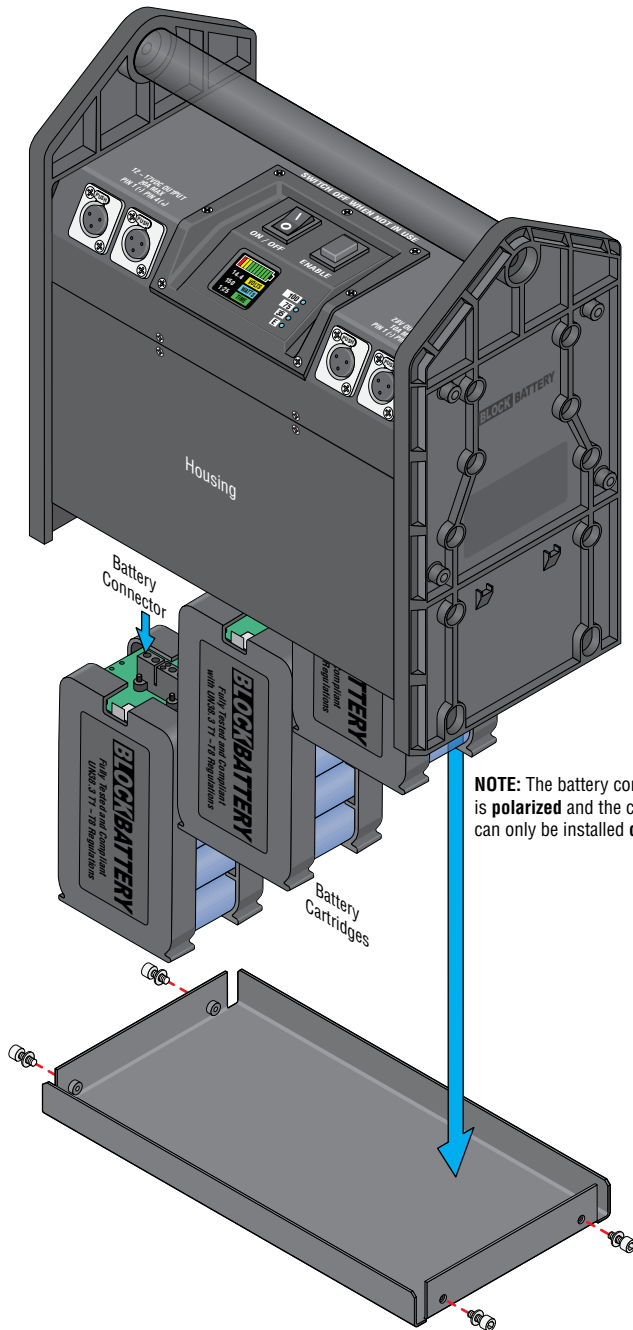
Charge Mode – Displays **estimated** time until charge is complete.

Discharge Mode - Displays **estimated** time until block is expected to be empty based on current load conditions.

For technical support call:

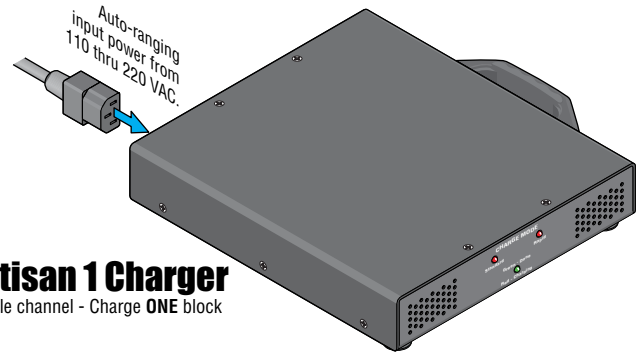
1-888-424-6322

Disassembly



NOTE: The battery connector is polarized and the cartridges can only be installed **one way**.

Chargers Descriptions

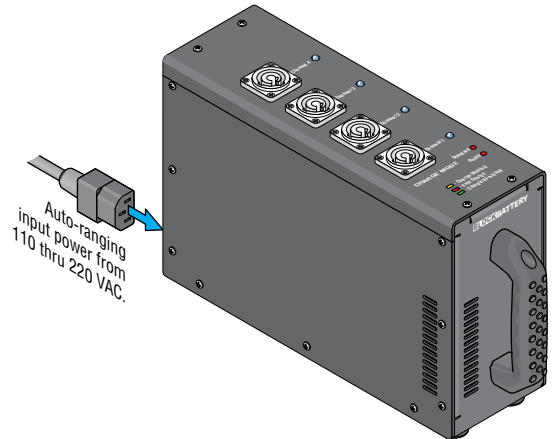


Artisan 1 Charger

Single channel - Charge **ONE** block

Artisan 4 Charger

Four channel - Charge **FOUR** blocks sequentially

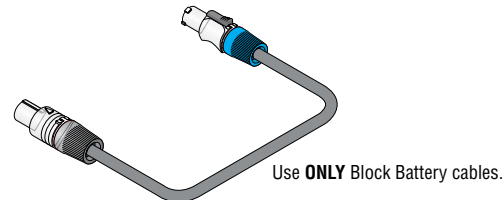


Charge Mode: Each charger has a switch on back of charger for **standard** or **rapid** charge modes. Switch mode is indicated by LEDs on front or top of chargers.

Standard mode: 175 watts charging rate (~ 6 hrs for empty battery).

Rapid mode: 350 watts charging rate (~ 3 hrs for empty battery).

NOTE: The rapid mode charge draws **more** power from the power source than the standard mode charge.



Use **ONLY** Block Battery cables.

Artisan Transportation Guidelines

The Artisan is a **Lithium Ion Battery Block**. While we have designed the Artisan block to make it as easy as possible to ship and service the block, we are still restricted to one of **three** types of transportation.

1. A **completely assembled** Artisan is 910WHrs and as such, if you wish to **GROUND** ship a **completely assembled block**, it **MUST** be shipped via an **Authorized Class 9 Dangerous Goods** shipper for **GROUND SHIPPING ONLY**.
2. The battery cartridges in the Artisan are **easily removed** for **GROUND** shipping **WITHOUT** an Authorized Class 9 Dangerous Goods shipping. By removing the four bottom screws, the bottom of the Artisan can slide off. The 5 - 182 WHr internal cartridges can be simply unplugged and individually wrapped and packed in one box and the housing in a **separate** box for **GROUND** shipping **ONLY** (consult the shipper for proper labeling of the two boxes).
3. **Air Shipments.** It is possible to ship the Artisan using air cargo shipments. Each battery cartridge is only 182 WHrs @ 3.2v and will need to be **discharged to 30% state of charge** prior to packing. **Remove ALL battery cartridges from the housing** and ship them in the **same box** as the housing. Be sure to use the proper packaging and labeling for the carrier selected (ie. UN3481 labels).

BLOCK BATTERY