

SMART LITHIUM ION SERIES

SLi-HC1000 - 28 VDC Block

The SLi Series Blocks are the most versatile Block Battery designed for cinematic production applications. Utilizing innovative design concepts, the SLi Series provides an advanced feature set including QuickCell modularity and AutoBalance technology, at the same time. The SLi-HC1000 comes standard with 2 outputs. The SLi-HC1000 is a high current block for lighting applications.

**Fully Assembled (Battery Cartridges Installed)
The SLi-HC1000 Must Be Shipped as Hazardous
Material By Qualified Shipping Company**

See reverse side for transportation rules.

SLi-HC1000 Features

1 2 Voltage Outputs:

Volts	Connector Type
35V-24V	3-Pin XLR, Arri Standard (Pin 1 Gnd, Pin 2 Bat +)

2 ON/Off Enable:

Switch **MUST** be turned **ON** first to enable the output power.

3 ON - Push to Start:

Momentary switch to engage output connectors. LCD will light up when outputs are turned on and battery is **not empty**. If the LCD Display **does not** turn on when the "ON/OFF Enable Switch" is ON and the "Push to Start" switch is depressed, then the battery is **empty**. Start the charging procedure.

4 Output Fuses:

F1 - Fused at 30 amps.

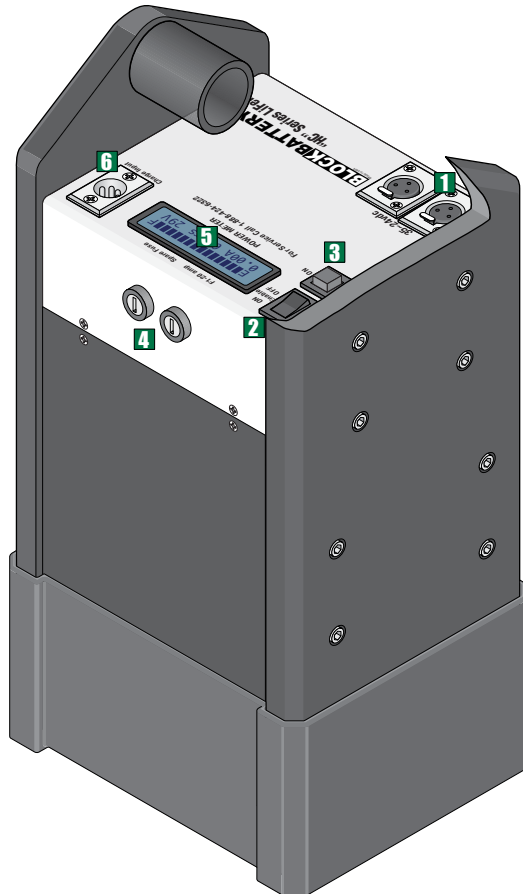
Spare Fuse - 30 amp extra fuse.

5 Power Meter: The Active Discharge screen displays critical output information about the power supplied from the Block Battery. **Note:** Leaving the Block turned on while not in use will discharge the Block, It is best to **turn off** the "ON/OFF Enable" switch when not in use. See reverse side for screen descriptions.

6 Charge Input:

Use **ONLY** the **PSU -185** Charger and cable from Block Battery. The block can be charged and continue to power connected devices if desired. When the charger is connected the Charge LCD screen will automatically turn on (UPS Mode). See reverse side for screen description.

NOTE: Available with 48v and 14v **clip-on power** to convert block into a **DUAL Voltage** block.



SLi-HC1000 Specifications

SLi-HC1000 Dimensions:

15" (38.1cm) Height x 7.625" (19.3CM) Width x 6.125" (15.5 cm) Depth

SLi-HC600 Weight:

SLi-HC1000 26 lbs (11.79 kg)

Temperature Recommendations:

Discharge Temperatures -20°C to 50°C (-4°F to 122°F)

Charge Temperatures 0°C to 50°C (32°F to 122°F)

AmpHours: 28V 60AHrs @ 25-34.5V

WattHours: 970WHrs

Charge Time: 6-7 Hours for an Empty Battery

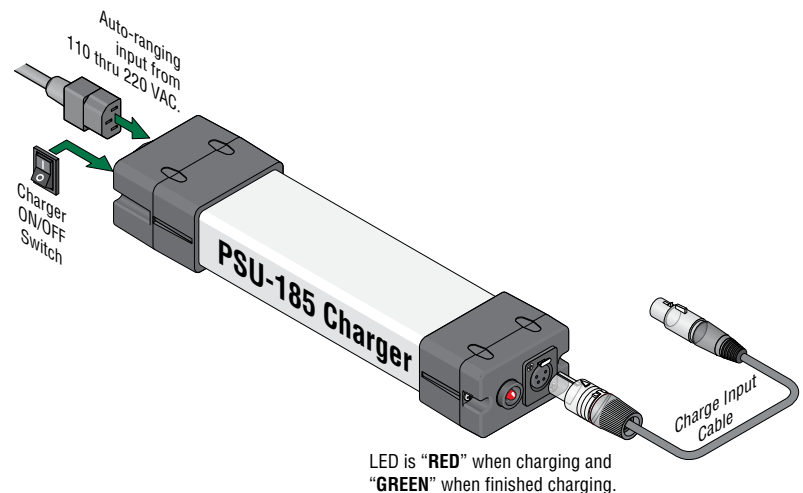
SLi-HC1000 Storage

Short Term SLi-HC1000 Storage (Up to 1 Week):

- 5°C to 25°C (41°F to 77°F)
- OK to leave on charger
- After depleting an SLi-1000 Battery, it is best to get the battery on a charger within a week.

Long Term SLi-HC1000 Storage (More than 1 Week):

- 5°C to 25°C (41°F to 77°F)
- Fully charge battery
- No output devices connected
- Do not leave charger connected
- Recharge every 3 months

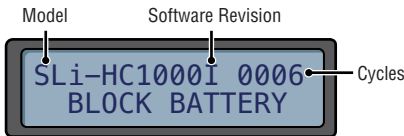


LED is "RED" when charging and "GREEN" when finished charging.

For technical support call:
1-888-424-6322

Screen Display Descriptions

Disassembly

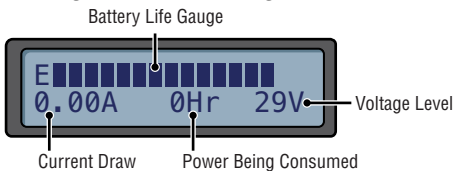


Sign On Screen: The Sign on screen displays the Software version and the number of recharge cycles on a block each time a block is initialized.

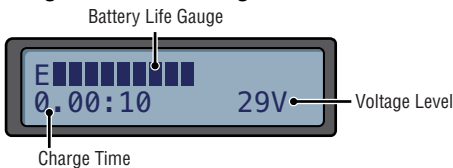


Balancing Output Screen: When a block is removed fresh off a charger and turned on immediately, a balancing output message might appear on the LCD screen. The SLi-1000 automatically balances the internal cells each time a charge is complete. This message is only displayed if the block is turned on immediately and is typically on for less than 2 minutes. It is best not to connect a block to a camera when this message is displayed.

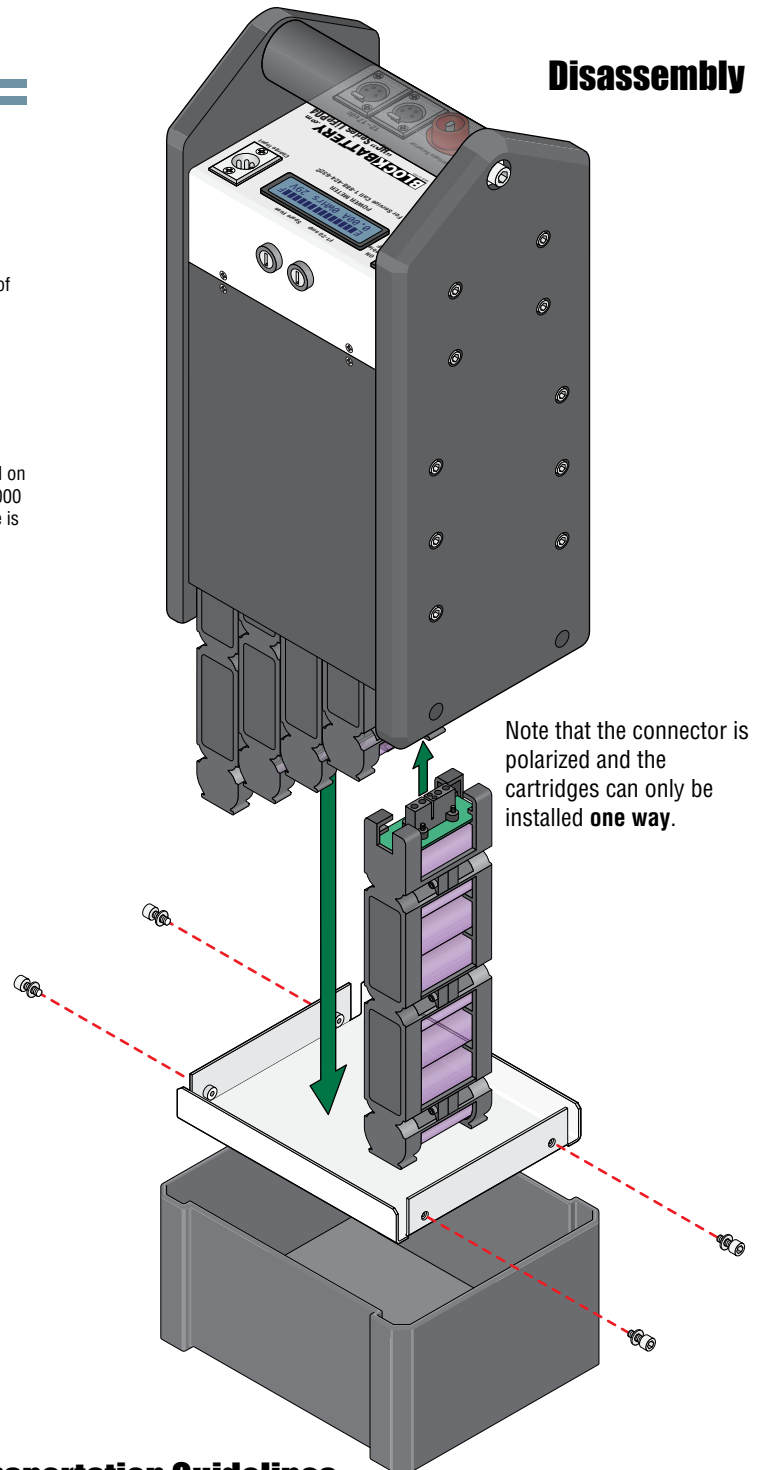
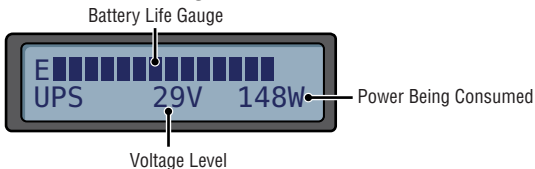
Discharge Screen (When charger is NOT connected):



Charge Screen (When charger is NOT connected):



UPS Mode (When charger is connected):



SLi-HC1000 Transportation Guidelines

The SLi-HC1000 is a Lithium Ion Block. While we have designed the SLi-HC1000 block to make it as easy as possible to ship and service the block, we are still restricted to one of **three** types of transportation.

1. A completely assembled SLi-HC1000 is 970WHrs and as such, if you wish to ship a completely assembled block, it must be shipped via an authorized Class 9 Dangerous goods shipper **GROUND SHIPPING ONLY**.
2. The cells in the SLi are easily removed. By removing the rubber boot and removing the four bottom screws, the bottom of the SLi can slide off. The internal cartridges can be simply unplugged for shipping. If you would like to ship the system GROUND without shipping as Class 9 Dangerous Goods. Simply ship all 10- 97 WHr cartridges disconnected and individually wrapped in one box (consult the shipper for proper labeling) and the housing in a separate box.
3. **Air Shipments.** It is possible to ship the SLi-HC1000 using air cargo shipments. Each cartridge is only 97 WHrs @ 3.2v and will need to be discharged to 30% state of charge prior to packing. Remove all cartridges from the battery case and ship them in the same box as the battery case. Be sure to use the proper packaging and labeling for the carrier selected (ie. UN3481 labels).

BLOCK BATTERY